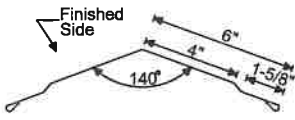


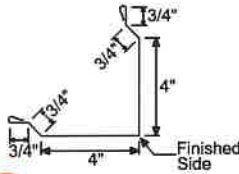
# Master Rib Metal Trim

Trim may be customized upon request.

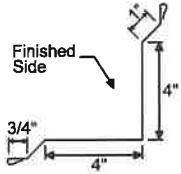


#1 Standard 12" Ridge Cap

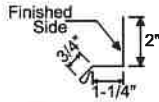
Available 12" to 24" Wide in 2" Increments



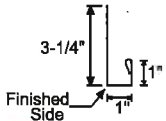
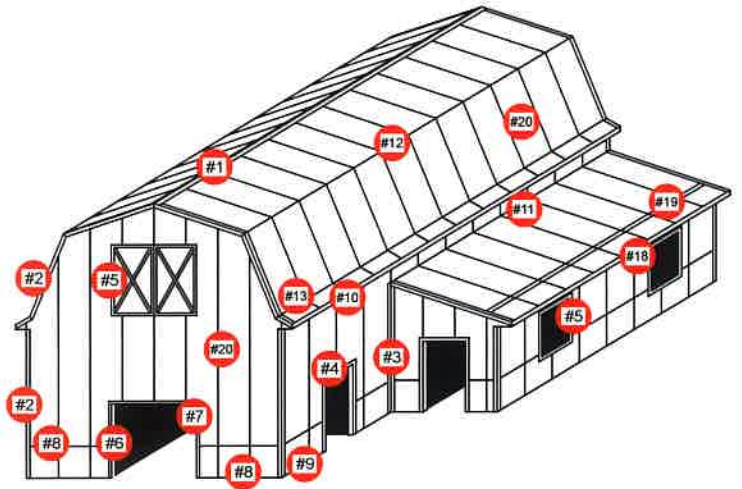
#2 Rake and Corner



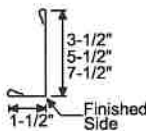
#3 Inside Corner



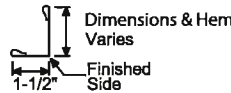
#4 Drip Cap



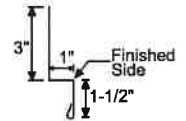
#5 J-Channel



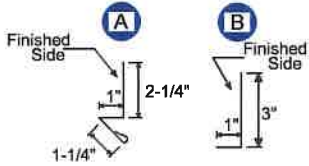
#6 Door Post



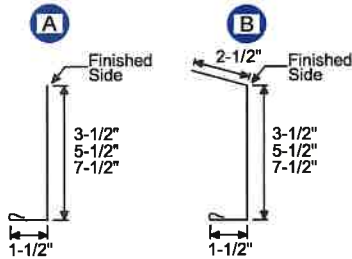
#7 Angle Trim



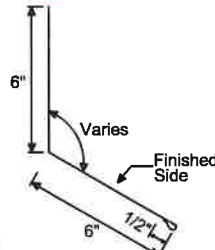
#8 Z - Trim



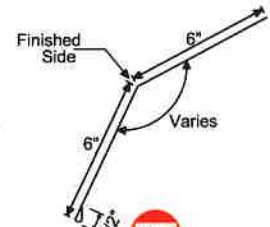
#9 Rat Guard



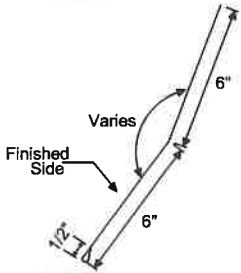
#10 Fascia Trim



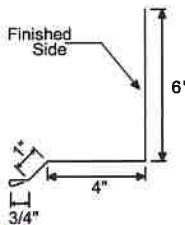
#11 Universal Endwall Flashing



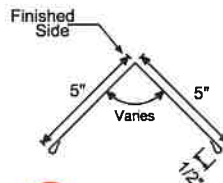
#12 Gambrel Transition



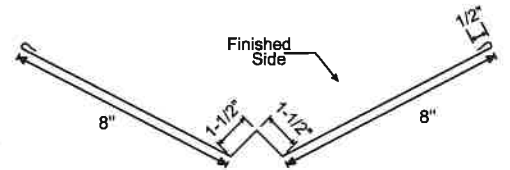
#13 Transition



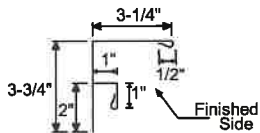
#14 Sidewall Flashing (Not Shown)



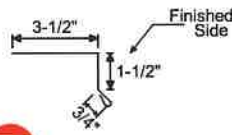
#15 Hip Ridge (Not Shown)



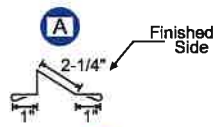
#16 Valley Flashing (Not Shown)



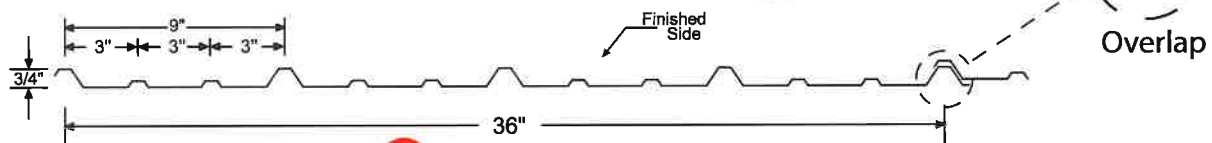
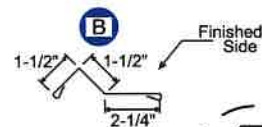
#17 F-Channel (Not Shown)



#18 Drip Edge



#19 Ice Stop



#20 Master Rib Metal Panel

We also carry metal (roofing/siding) screws, snow guards, seal tape, pipe flashers, dri-vent strips, inside and outside closures, universal closure, roofing insulation, underlayments, roofing tools, 3' x 12' polycarbonate (skylight panel), and much more.